



Sipna College of Engineering & Technology, Amravati.

Department of Information Technology.

**User Guide for new user registration
to
One Week AICTE-ISTE Induction/Refresher Program
on
Artificial Intelligence And Machine Learning**

Process of self Enrolment for course

Step 1:

- ▶ Click on the link provided



<https://lms.sipnaengg.ac.in/course/view.php?id=609>



Step 2

- It will take you to lms home page.
- If you already have an account you can directly login.
- Click on **“forgotten your username and password?”** Link if in case you forgot your password.
- If you are a new user then click on **“Create New Account”** Button for self registration.

← → ↻ 🔒 lms.sipnaengg.ac.in/2020-21/login/index.php

 **SIPNA COLLEGE OF ENGINEERING & TECHNOLOGY AMRAVATI** 

ESTD - 1999

In front of Nemani Godown, Badnera Road, Amravati - 444701
Masharashtra (India)
Tel.: 0721-2522341, 2522342 Fax: 0721-2522341

Username / email [Forgotten your username or password?](#)

Password [Cookies must be enabled in your browser](#)

Remember username

[Log in](#)

Is this your first time here?

For full access to this site, you first need to create an account.

[Create new account](#)

You are not logged in.
[Home](#)
[Data retention summary](#)
[Get the mobile app](#)

Step 3

- Create user name (it must be unique, **email itself can be user name**), if user name already exist please try another user name.
- Create password by following proper instruction.
- Enter your correct email id, conformation mail will be sent to that id.
- Please mention your ISTE membership number (If available) by clicking on **“Other Fields”**.
- Once all details are inserted properly, click on **“Create my new account”**.

SIPNA COLLEGE OF ENGINEERING & TECHNOLOGY AMRAVATI
In front of Nemani Godown, Budnara Road, Amravati - 444701
Maharashtra (India)
Tel.: 0721-2522341, 2522342 Fax: 0721-2522341
ESTD - 1999

NAAC
National Assessment & Accreditation Council

New account

[Collapse all](#)

Choose your username and password

Username

Password

The password must have at least 8 characters, at least 1 digit(s), at least 1 lower case letter(s), at least 1 upper case letter(s), at least 1 non-alphanumeric character(s) such as as %, -, or #

More details

Email address

Email (again)

First name

Surname

City/town

Country

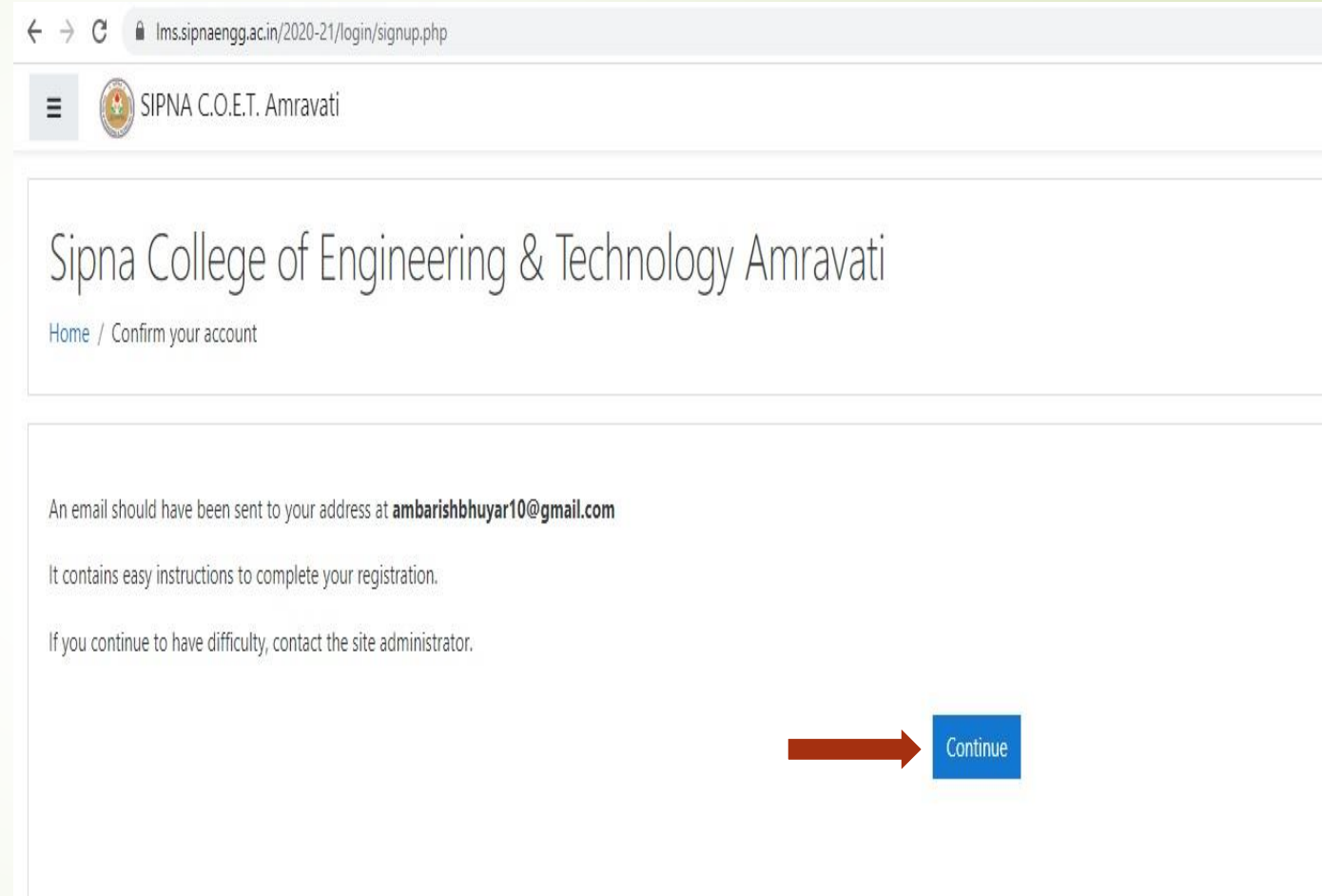
Other fields

ISTE Membership No.

There are required fields in this form marked **i**.

Step 4

- Once your self registration is done successfully, confirmation mail will be sent to your registered email id mentioned during registration Process in previous stage.
- Click on “Continue”.
- Check your email id inbox or spam for self registration confirmation mail.



← → C lms.sipnaengg.ac.in/2020-21/login/signup.php

SIPNA C.O.E.T. Amravati


Sipna College of Engineering & Technology Amravati

[Home](#) / [Confirm your account](#)

An email should have been sent to your address at ambarishbhuyar10@gmail.com

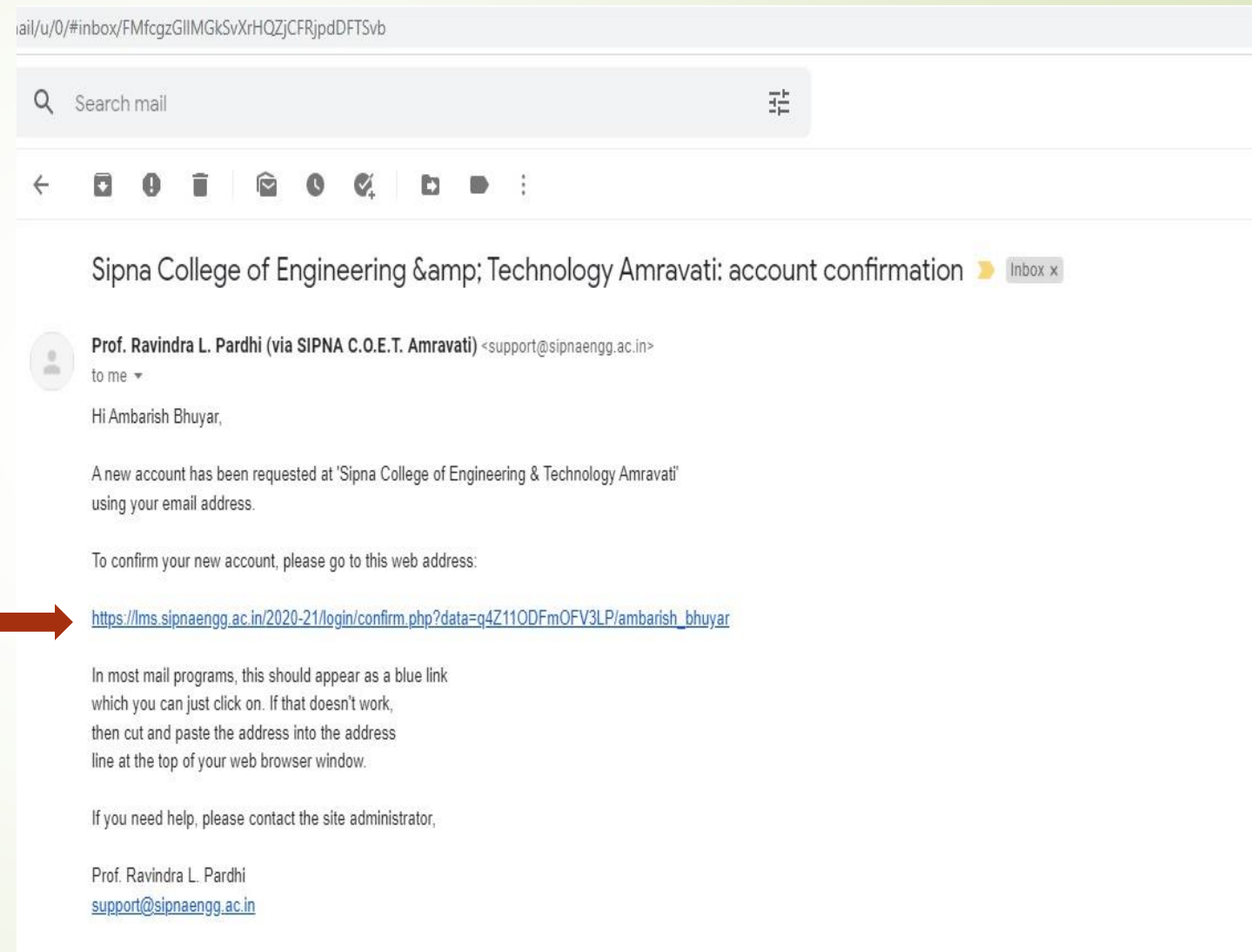
It contains easy instructions to complete your registration.

If you continue to have difficulty, contact the site administrator.

 [Continue](#)

Step 5

- Click on confirmation link provided on your mail, it will redirect you to your LMS home page.



mail/u/0/#inbox/FMfcgzGIIMGkSvXrHOZjCFRjpdDFTSvb

Search mail

Sipna College of Engineering & Technology Amravati: account confirmation Inbox x

Prof. Ravindra L. Pardhi (via SIPNA C.O.E.T. Amravati) <support@sipnaengg.ac.in>
to me ▾

Hi Ambarish Bhuyar,

A new account has been requested at 'Sipna College of Engineering & Technology Amravati' using your email address.

To confirm your new account, please go to this web address:

https://lms.sipnaengg.ac.in/2020-21/login/confirm.php?data=q4Z11ODFmOFV3LP/ambarish_bhuyar

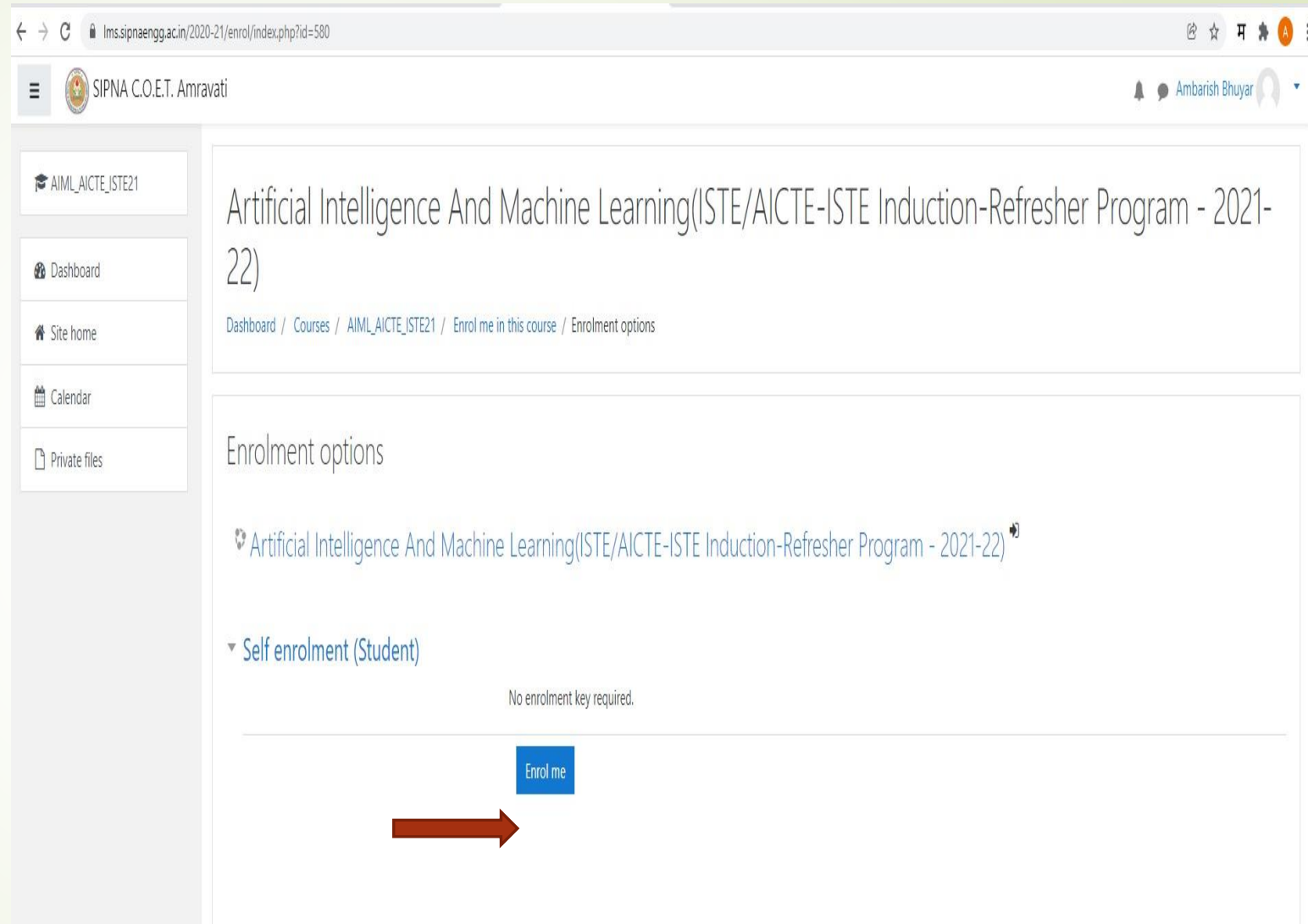
In most mail programs, this should appear as a blue link which you can just click on. If that doesn't work, then cut and paste the address into the address line at the top of your web browser window.

If you need help, please contact the site administrator,

Prof. Ravindra L. Pardhi
support@sipnaengg.ac.in

Step 6

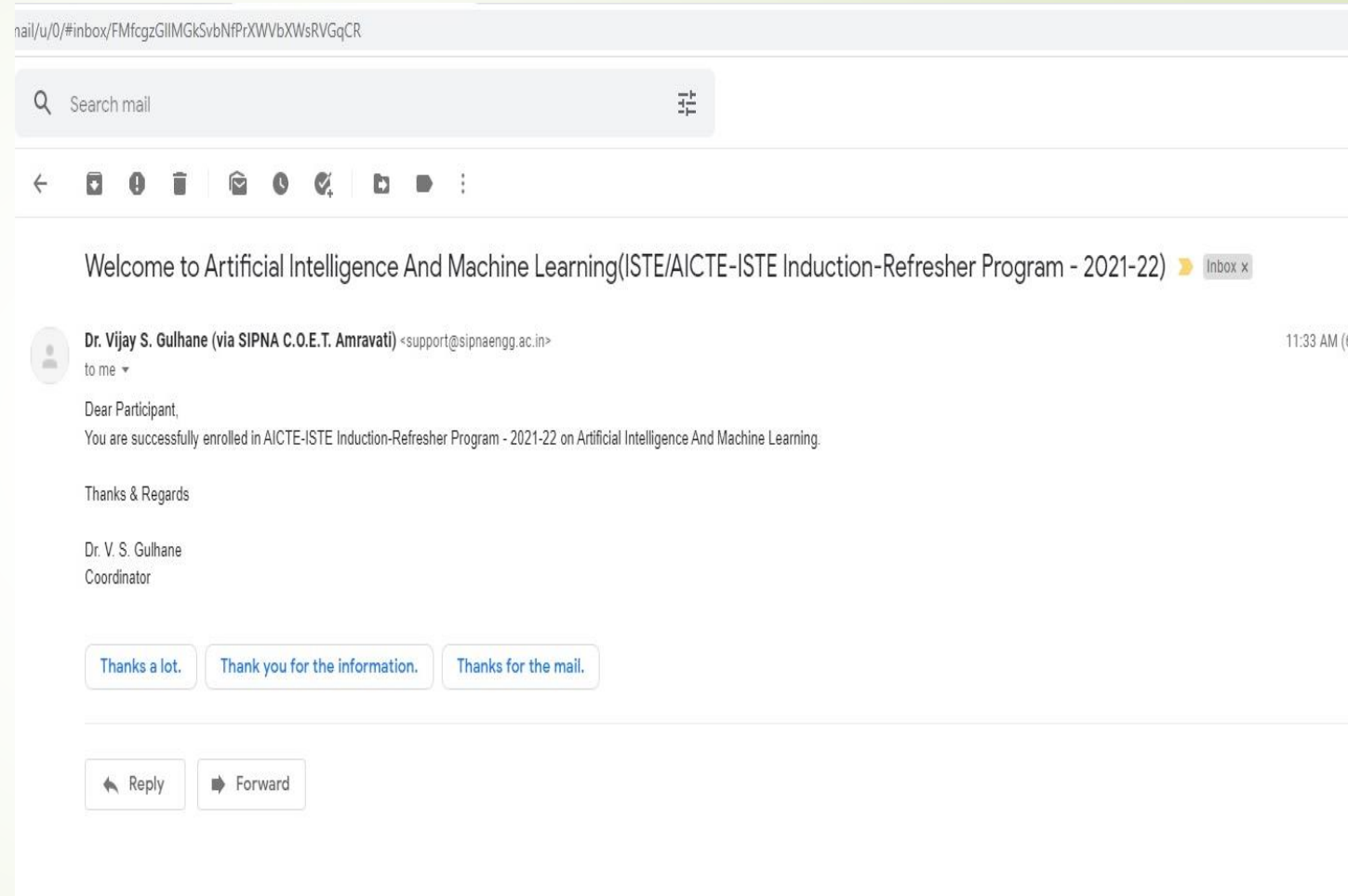
- Click on **“Enroll me”** tab provided inside “Artificial Intelligence And Machine Learning(ISTE/AICTE-ISTE Induction-Refresher Program - 2021-22)” **course.**



The screenshot shows a web browser window displaying a Moodle course page. The URL is <https://ims.sipnaengg.ac.in/2020-21/enrol/index.php?id=580>. The page header includes the SIPNA C.O.E.T. Amravati logo and the user name Ambarish Bhuyar. The course title is "Artificial Intelligence And Machine Learning(ISTE/AICTE-ISTE Induction-Refresher Program - 2021-22)". The breadcrumb navigation is "Dashboard / Courses / AIML_AICTE_ISTE21 / Enrol me in this course / Enrolment options". The "Enrolment options" section shows "Artificial Intelligence And Machine Learning(ISTE/AICTE-ISTE Induction-Refresher Program - 2021-22)" with a dropdown arrow. Under "Self enrolment (Student)", it states "No enrolment key required." and has a blue "Enrol me" button. A red arrow points to the "Enrol me" button.

Step 7

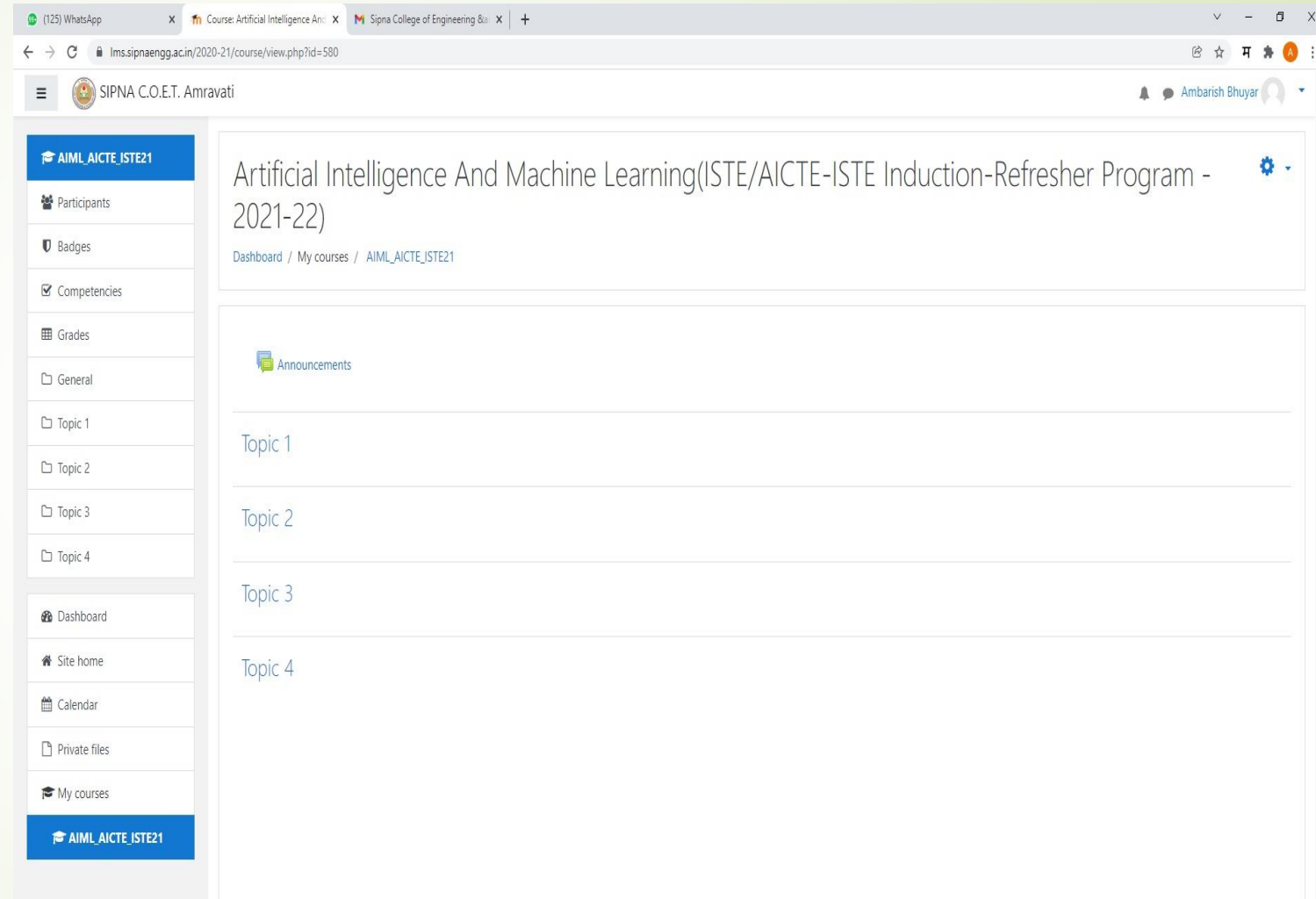
- Once you are enrolled to courses successfully you will get a confirmation mail on your registered mail id provided during self registration process as shown in snippet.



The screenshot shows an email interface with a search bar at the top. The email subject is "Welcome to Artificial Intelligence And Machine Learning(ISTE/AICTE-ISTE Induction-Refresher Program - 2021-22)". The sender is "Dr. Vijay S. Gulhane (via SIPNA C.O.E.T. Amravati) <support@sipnaengg.ac.in>". The email content reads: "Dear Participant, You are successfully enrolled in AICTE-ISTE Induction-Refresher Program - 2021-22 on Artificial Intelligence And Machine Learning. Thanks & Regards Dr. V. S. Gulhane Coordinator". Below the email content are three buttons: "Thanks a lot.", "Thank you for the information.", and "Thanks for the mail.". At the bottom, there are "Reply" and "Forward" buttons.

Step 8

- Once you are enrolled to course successfully, you can access course material through your login.
- To login again use link <https://lms.sipnaengg.ac.in/course/view.php?id=609> and click on login tab provided on top right hand side on screen, When ever you will login you can see courses to which you are registered at “**courses**” tab in lms.



The screenshot displays a web browser window with the following details:

- Browser Tabs:** (125) WhatsApp, Course: Artificial Intelligence An..., Sipna College of Engineering &...
- Address Bar:** lms.sipnaengg.ac.in/2020-21/course/view.php?id=580
- Page Header:** SIPNA C.O.E.T. Amravati, Ambarish Bhuyar
- Course Title:** Artificial Intelligence And Machine Learning(ISTE/AICTE-ISTE Induction-Refresher Program - 2021-22)
- Breadcrumbs:** Dashboard / My courses / AIML_AICTE_ISTE21
- Left Sidebar Menu:**
 - AIML_AICTE_ISTE21
 - Participants
 - Badges
 - Competencies
 - Grades
 - General
 - Topic 1
 - Topic 2
 - Topic 3
 - Topic 4
 - Dashboard
 - Site home
 - Calendar
 - Private files
 - My courses
 - AIML_AICTE_ISTE21
- Main Content Area:**
 - Announcements
 - Topic 1
 - Topic 2
 - Topic 3
 - Topic 4



For any Query:

Contact

- **Prof. R. L. Pardhi (8668408867)**
- **Prof. A. R. Bhuyar (9665355488)**



Happy Learning

Thank you....!